

**eco**  
**GARAGE**  
**DOORS**  
*welcome home*



AUSTRALIAN  
MADE AND OWNED



# welcome home

**ecogARAGEDOORS** continue to remain an Australian and family owned garage door manufacturer selling direct to the public, builders and resellers across the country. Offering superior quality garage door solutions via our state of the art AUSTRALIAN MADE roll-form machine. Every garage door is custom made to your specifications.

Our market leading Engineering department is at the forefront of design and innovation, combined with our in-house Research & Development testing facility ensuring that our final product is **SAFE, STRONG & RELIABLE**.

Buying direct from a manufacturer and using our unique purpose-built software, **ecogARAGEDOORS** are industry leaders in lead times. It has never been easier or quicker to buy and install a new garage door!

SAFE | RELIABLE | TRUSTED



At Eco Garage Doors we reduce our environmental footprint by implementing the latest packaging methods to reduce waste and energy saving conservation via company operations and products to the consumer. We also deliberately choose suppliers who share our environmental values.







*Manufactured*  
**IN AUSTRALIA**  
FOR MAXIMUM  
**SECURITY &  
PROTECTION**





# Panel Lift-Safe GARAGEDOORS





Manufactured by Eco Garage Doors  
SAFE | STRONG | RELIABLE

Eco Garage Doors Panel-lift-safe garage doors (sectional garage doors) are manufactured locally at our Melbourne facility with our Australian made, state of the art roll-forming machine. The sectional garage door is available in four styles ranging from Lincoln, Slimline, Classic and the Ultraline profile. Constructed with genuine 0.6mm gauge COLORBOND® steel made by Bluescope, the Panel Lift-Safe garage door is offered in a range of custom colours and timber look finishes to compliment the facade of any home.

Doors shown are in a woodgrain texture.

**Finger protection**

All our garage doors have a standard finger safe technology. Each panel is curved and interlocks to protect fingers from becoming trapped in the sections.



**Premium upgrade options:**

- Powder coated hardware
- Brush seals
- Opener upgrades
- PE beams

**Available windows**



Lincoln – plain\*



Classic – plain\*

\*contact us for available insert colours

**ECO-Tuff**  
New era,  
long life nylon  
composite hinges

**Balanced panels**  
Each door is made to  
measure with symmetrical  
panels ensuring smooth  
operation every time!

Made with  
**BLUESCOPE**  
0.6MM GAUGE G2NS STEEL

**Tough Rail & Weather Seal**  
Fitted with heavy duty bottom rail  
& durable ECO PVC weather seal.

Main image: Ultraline – Portabella Finish, Golden Oak

**Colorbond®**

|              |                |           |            |                |             |            |   |
|--------------|----------------|-----------|------------|----------------|-------------|------------|---|
|              |                |           |            |                |             |            |   |
| DOVER WHITE® | CLASSIC CREAM™ | SURFMIST® | PAPERBARK® | EVENING HAZE®  | SHALE GREY™ | DUNE®      | COVE®                                   |
|              |                |           |            |                |             |            |   |
| WINDSPRAY®   | PALE EUCALYPT® | GULLY®    | MANGROVE®  | WALLABY®       | JASPER®     | MANOR RED® | TERRAIN®                                |
|              |                |           |            |                |             |            |   |
| BASALT®      | WOODLAND GREY® | MONUMENT® | IRONSTONE® | COTTAGE GREEN® | DEEP OCEAN® | NIGHT SKY® | *Non standard colour includes surcharge |

**PORTABELLA**  
PREMIUM TIMBER FINISH

|               |            |                |                                  |               |                       |
|---------------|------------|----------------|----------------------------------|---------------|-----------------------|
|               |            |                | <i>Timber Grain Flexographic</i> |               |                       |
| GREY IRONBARK | GOLDEN OAK | KNOTTED WALNUT |                                  | CAOBA DAWN    | CLASSIC CEDAR         |
|               |            |                | <i>Metal FX</i>                  |               |                       |
| EUROPEAN OAK  | RED GUM    | AFRICAN EBONY  |                                  | GUNMETAL GREY | PRECIOUS SILVER PEARL |

**ESSENCE**  
TIMBER FINISH - UniCote LUX

|               |                  |              |                    |             |                |
|---------------|------------------|--------------|--------------------|-------------|----------------|
|               |                  |              | <i>Vivid White</i> |             |                |
| VICTORIAN ASH | AUSTRALIAN BEECH | RED MAHOGANY |                    | VIVID WHITE | CUSTOM COLOURS |



# Insulated Sectional GARAGEDOORS



Custom colours



30,000 Spring cycle



Finger protection



Whisper quiet



Smooth operation



Strength

A QUIETER ECO FRIENDLY OPTION FEATURING A THREE LAYER, HIGH DENSITY POLYURETHANE PANNELLING SYSTEM

## THE **eco** EDGE



**Finger protection technology**  
Designed to keep fingers safe.

**European design**

**Insulated panel**  
Optimal thermal protection designed to keep the heat in and offer energy savings with added durability.

**Mean thermal resistance (R Value) of 1.53m<sup>2</sup>.K/W+18%**  
Increase the longevity of your internal climate.

**Reduces Noise**  
Reduces up to 75% of noises from entering or leaving the garage.

**POLYESTER RESIN INJECTED FOAM PANNELLING SYSTEM**

**Noise cancellation**  
Reduce noise from entering or escaping your garage.



### Premium upgrade options:

- Powder coated hardware
- Brush seals
- Opener upgrades
- PE safety beams

### Available windows



Colonial\*



Stanford – plain\*




Porthole\*



Sunrise\*



FINELINE – Smooth texture



STANFORD – Woodgrain texture



RIBLINE – Woodgrain texture



FLATLINE – Woodgrain texture



**TIP** : Turn your garage into a home office, workshop or gym.

**Maximum strength & protection**

Won't sag, buckle or deteriorate over time, delivering a timeless investment to any property.

**Energy saving**

Cuts energy costs and saves you money by reducing thermal exchange in your home.



**Custom colour matching**

Colour match your door to any colour to create a whole new look that nobody has seen before.

**Tough Rail & Weather Seal**

Fitted with heavy duty bottom rail & durable ECO PVC weather seal.

Main image: Ribline – Vivid white

Image credit: Customer designed and built by Carter Grange

**Colorbond®**

|                |           |            |                |             |            |   |            |
|----------------|-----------|------------|----------------|-------------|------------|---|------------|
|                |           |            |                |             |            |   |            |
| CLASSIC CREAM™ | SURFMIST® | PAPERBARK® | EVENING HAZE™  | SHALE GREY™ | DUNE®      | COVE®                                   | WINDSPRAY® |
|                |           |            |                |             |            |   |            |
| PALE EUCALYPT® | GULLY®    | MANGROVE®  | WALLABY®       | JASPER®     | MANOR RED® | TERRAIN®                                | BASALT®    |
|                |           |            |                |             |            | *Non standard colour includes surcharge |            |
| WOODLAND GREY® | MONUMENT® | IRONSTONE® | COTTAGE GREEN® | DEEP OCEAN® | NIGHT SKY® |   |            |

**PORTABELLA**  
PREMIUM TIMBER FINISH

|               |             |                |              |
|---------------|-------------|----------------|--------------|
|               |             |                |              |
| GREY IRONBARK | GOLDEN OAK® | KNOTTED WALNUT | EUROPEAN OAK |

**Metal FX**

|               |                       |
|---------------|-----------------------|
|               |                       |
| GUNMETAL GREY | PRECIOUS SILVER PEARL |

**Vivid White**

|             |
|-------------|
|             |
| VIVID WHITE |



CUSTOM COLOURS

# non fingersafe profile



**Premium upgrade options:**

- Flush mount
- Powder coated hardware
- Insulation upgrade
- Brush seals
- Opener upgrades

*Alumalite (right) – Opal acrylic inserts, matt black frame*

*Eco engineered to deliver a flawless consistent panel*



**TIP** : Insulated options available to help regulate the temperature in your garage making it quieter and more comfortable

**Design your own**

Our experienced team will design, engineer and construct a garage door to cater for any project.



*Tranquilo panel (top left) – Pearl White*

**Tranquilo panel**

Smooth, minimalistic contemporary design. Engineered to be the smoothest, flattest, blemish free panel on the Australian market. Choose from hundreds of powder coat colours in the finish of your choice.



*Tranquilo panel – Night Sky®, satin*





# Custom GARAGEDOORS

## *Alumicomp*

Choose from a broad range of colours in aluminium composite panelling. Available in both Matt and Gloss finish with custom design configurations.

-   
Heavy  
duty hardware
-   
Powder coat
-   
30,000  
Spring cycle
-   
Whisper quiet
-   
Smooth  
operation
-   
Strength

Our stunning range of custom sectional garage doors are architecturally designed to provide a bespoke solution to your homes façade. Providing sleek, contemporary designs with hundreds of powder coat colours and materials to choose from.

**THE POSSIBILITIES ARE ENDLESS.**

*Alumicomp – Gloss White*



*Alumalite – Ice acrylic inserts, Dune® satin frame*

## *Alumalite*

Choose from a wide selection of inserts to create a customised look to suit your home.



## *Engineered & manufactured*

at our Melbourne facility  
by our experienced team

*Alumalite – Black gloss acrylic inserts, Night Sky® satin frame*

# Roller GARAGEDOORS



25,000  
spring cycle



whisper quiet



smooth operation



## Safety

Features such as track stops that ensure the door remains in the tracks even with rough treatment, a smooth edged door handle on manual doors and no sharp edges anywhere on the door to ensure the safety of your family.



## Operation

Nylon braided edging, the moulded nylon drum wheels and the nylon bottom rail plug provide a beautifully smooth and quiet operation.



## Longevity

Galvanised brackets, tracks and other components protect against corrosion. The spring system is designed for more than 25,000 cycles which maximises the performance of your door over its lifetime.



*Australian*  
DESIGNED &  
MANUFACTURED

*Recommended  
opener*

**eco** PRECISION  
DRIVE RDO

To compliment your roller door the Eco Precision Drive RDO offers a powerful 800N Pull force delivering a smooth, quiet and reliable operation every time.







Made with  
**Colorbond®**  
STEEL

*Weather protection*

Flexible sealing strip along the bottom prevents entry of leaves, dust and draught.

**Colorbond®**

|              |                |           |            |                |             |            |          |
|--------------|----------------|-----------|------------|----------------|-------------|------------|----------|
|              |                |           |            |                |             |            |          |
| DOVER WHITE® | CLASSIC CREAM™ | SURFMIST® | PAPERBARK® | EVENING HAZE®  | SHALE GREY™ | DUNE®      | COVE®    |
|              |                |           |            |                |             |            |          |
| WINDSPRAY®   | PALE EUCALYPT® | GULLY®    | MANGROVE®  | WALLABY®       | JASPER®     | MANOR RED® | TERRAIN® |
|              |                |           |            |                |             |            |          |
| BASALT®      | WOODLAND GREY® | MONUMENT® | IRONSTONE® | COTTAGE GREEN® | DEEP OCEAN® | NIGHT SKY® |          |

† Non standard colour includes surcharge

*Timber Grain Flexographic*

|            |               |
|------------|---------------|
|            |               |
| CAOBA DAWN | CLASSIC CEDAR |

# PORTABELLA

PREMIUM TIMBER FINISH



ENGINEERED WITH ADVANCED PVC PRE-COATED STEEL DELIVERING A REAL TIMBER LOOK & FEEL

LOCALLY MANUFACTURED AND EXCLUSIVE TO **ecogaragedoors**

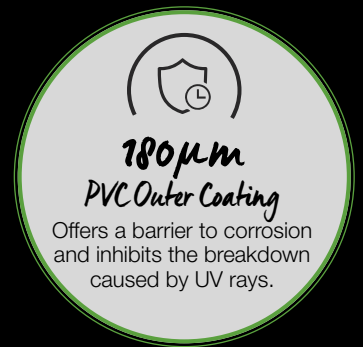
## AVAILABLE PROFILES

### Panel lift-safe GARAGEDOORS

- Slimline – *Textured or Woodgrain texture*
- Ultraline – *Woodgrain texture*
- Classic panel – *Woodgrain texture*
- Lincoln Panel – *Woodgrain texture*

### Insulated GARAGEDOORS

- Stanford – *Woodgrain texture*
- Ribline – *Textured or Woodgrain texture*
- Flatline – *Woodgrain texture*



# ESSENCE

TIMBER FINISH by **UniCote** / LUX

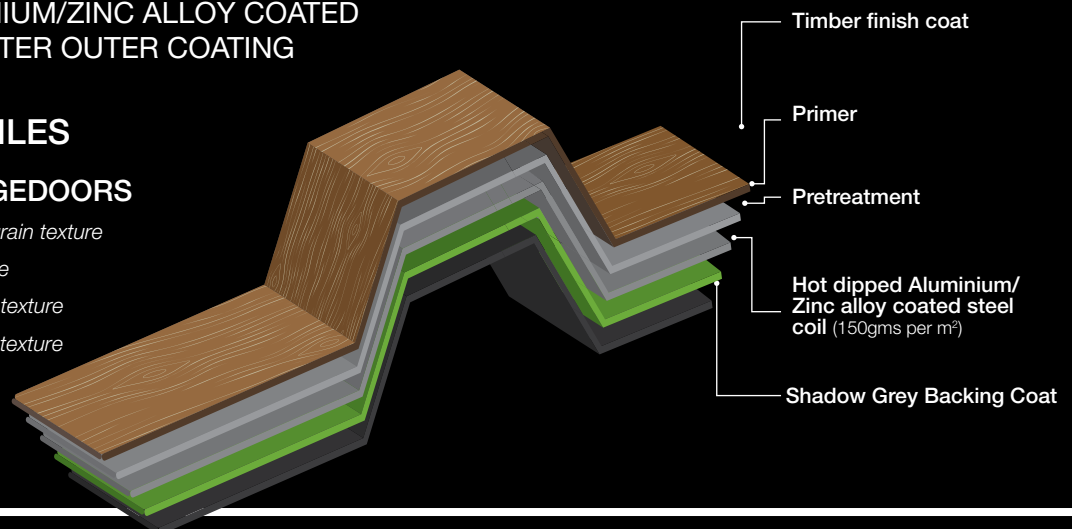


HOT DIPPED ALUMINIUM/ZINC ALLOY COATED STEEL WITH POLYESTER OUTER COATING

## AVAILABLE PROFILES

### Panel lift-safe GARAGEDOORS

- Slimline – *Textured / Woodgrain texture*
- Ultraline – *Woodgrain texture*
- Classic panel – *Woodgrain texture*
- Lincoln panel – *Woodgrain texture*







### COLOUR OPTIONS



*Two  
NEW  
COLOURS*



### COLOUR OPTIONS



# eco RESIDENTIAL 1000N SDO



## MOST POPULAR OPENER

- 2.4m – 3.5m max height
- 1000N Max pull force
- Auto close function (max. 135 sec)
- 160mm p/sec open & close speed
- Soft start / soft close
- 433.2MHz radio frequency
- Secure rolling code frequency
- Battery backup available
- Wi-Fi upgrade option available

Remote Handset  
EC04



## Residential Accessories



2 x EC04 remote with each opener



EC05 (extended range handset)^



Wall switch^

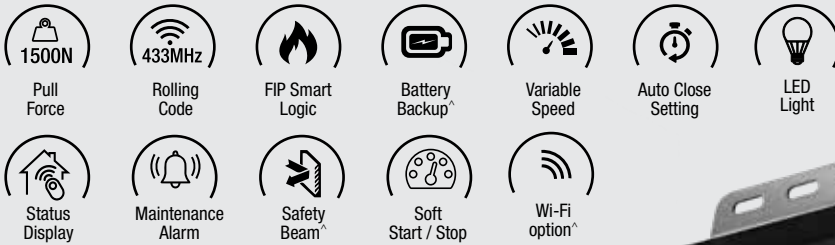


Vehicle sun visor remote^



# ECO HD™ SDO LIGHT COMMERCIAL

Heavy Duty Sectional Door Opener



## OUR POWERFUL SECTIONAL DOOR OPENER

- 2.4m – 5.0m max height
- Max door are 25m<sup>2</sup>
- 1500N Max pull force
- Auto close function (max. 135 sec)
- 190mm p/sec open & close speed with variable speed
- Commercial heavy duty openere rail (powder coated black)
- Fire and security logic (car park ready)
- Maintenance alarm setting
- Partial open/height setting




**eco SDO SMART**  
Sectional Door Wi-Fi module  
*Wi-Fi*  
OPTION AVAILABLE<sup>^</sup>

- Soft start / soft close
- Battery backup available (built in assembly)
- LED off delay time setting
- 433.2MHz radio frequency
- Secure rolling code frequency
- Extended range handsets
- Wi-Fi upgrade option available

### Remote Handset

EC05



PE safety beams<sup>^</sup>



Wireless keypad<sup>^</sup>



Emergency key release

<sup>^</sup>Optional extra



### *Carpark upgrade*

Customised solutions to suit low and high cycle carpark requirements.



*Perfalite 71% (with custom head and side panels)*




*19mm welded horizontal bar panel*

### *sectional commercial doors*

Engineered to the architectural requirements of your premises delivering strength and security.

Designs are customised for each project delivering up to 90% open air.



*Perfalite 71% (with custom head and side panels)*



*100 x 100 RHS vertical aluminum batten*



# Commercial GARAGEDOORS



Industrial strength aluminium



Powder Coat



Custom Spring life cycle



Smooth operation

## MADE BY ECO COMMERCIAL DIVISION

Our commercial range of garage doors are custom designed and engineered to include elegance, functionality and security to your commercial premises.



50x50 RHS vertical aluminum batten





### *Electric operation*


An ECO HD Industrial electric opener can be fitted to any roller shutter. Openers feature travel Electronic limit switches, wall-mounted contactor box with thermal overload sensors, oil-filled heavy duty worm drive gearbox with emergency hand chain operation in case of power failure. Motors are three-phase or single-phase to suit power supply. Optional remote controls, card readers and key switches are also available.

### *Wind-lock end clips and guides*


Moulded nylon end clips ensure smooth, low friction operation, and can be readily replaced if damaged or worn. Standard nylon end-clips are fitted to every second slat in all shutters, except wind-locked models.

For areas subject to high wind conditions, or for very wide openings, 75mm or 100mm shutters should be fitted with malleable cast iron wind-lock end-clips and steel wind-lock guides. Wind-lock clips prevent the curtain disengaging from the guides under wind pressure.

### *Perforated*



### *Slotted*



### *Ventilation*

Shutters can be pre-punched or perforated to provide ventilation for applications such as shops and car parks. Slotted slats provide 11% maximum ventilation, while perforated slats achieve 30% ventilation.



### *Powder coated finish*

Optional powder coated factory finish with choice of 100's colours. Powder coat is more than twice the thickness of the average paint film and provides a long-wearing and durable finish.

Image: Roller Shutter – Monument®



AUSTRALIAN MADE

# eco INDUSTRIAL



Industrial strength



Powder Coat



Low and hi-cycle spring option



Smooth operation



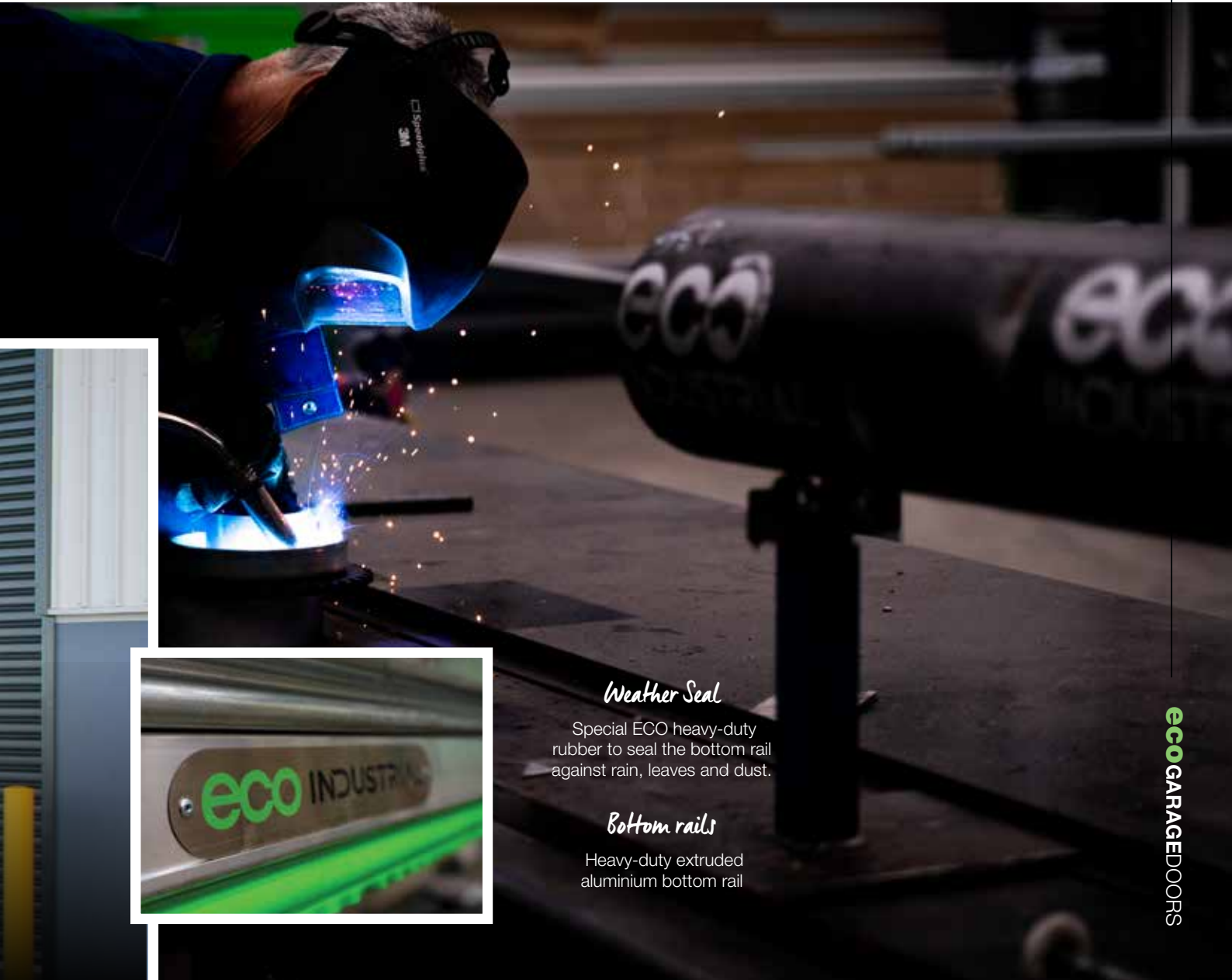
High-wind resistant

INTERLOCKING 75MM AND 100MM SLATS, CONSTRUCTED FROM GALVANISED G300 BLUESCOPE STEEL WITH Z275 ZINC COATING AND ROLL FORMED IN-HOUSE.

### *Corrosion protection*

Curtains are made of galvanised G300 steel with Z275 zinc coating. All steel components, including drum assemblies, guides and brackets, are either galvanised or zinc oxide primed.\* All geared shutters have fully electroplated chains. Slats are self-draining.

\* Excludes Mounting Brackets and Sprockets. ^ Axle Tube and Drum are primed black



### *Weather Seal*

Special ECO heavy-duty rubber to seal the bottom rail against rain, leaves and dust.

### *Bottom rails*

Heavy-duty extruded aluminium bottom rail



### MELBOURNE (HEAD OFFICE)

181–183 Frankston-Dandenong Rd,  
Dandenong South Vic 3175

PO Box 4164, Dandenong South Vic 3175

t: (03) 9703 1500

### SYDNEY

Unit 6, 72 Lasso Road,  
Gregory Hills NSW 2557

t: (02) 8417 8117

e: [sales@ecogaragedoors.com.au](mailto:sales@ecogaragedoors.com.au)

[www.ecogaragedoors.com.au](http://www.ecogaragedoors.com.au)



All colour swatches and images shown on Eco Garage Doors website and brochure have been reproduced to represent actual product colours as accurately as possible. We recommend checking your chosen colour against an actual sample of the product before purchasing as varying light conditions and limitations of the printing process may affect colour tones. COLORBOND®, BlueScope and ® colour names are registered trademarks of BlueScope Steel Limited.™ colour names are trademarks of BlueScope Steel Limited. UniCote® is a registered trademark of Selection Steel.

**ECOGARAGEDOORS** is a trademark of Eco Garage Doors Pty Ltd. All our garage doors are supplied and installed with a trademarked badge. Woodgrain texture have an embossed finish.

©Copyright Eco Garage Doors 2022. All rights reserved.

